

## Materials

Body: Cast aluminum

**Main Stem:** Stainless steel

**Stem Seal:** Graphite with Teflon®

Disc: Viton®

Spout: OPW 296 brass or 297 alum. (optional)



210-0105  
(Spout optional, see Page 190)

## Features

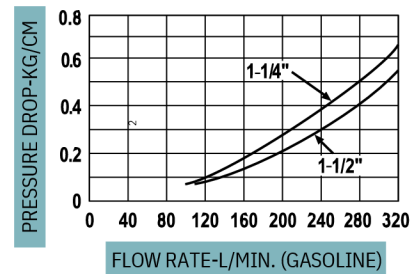
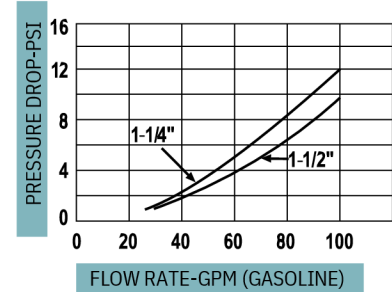
- ◆ Aluminum Body – lighter weight, easier to maneuver.
- ◆ Dual Poppets – allows for low-flow metering.
- ◆ Replaceable Hold-Open Rack – for use when fueling large-capacity tanks. Nozzle must be attended at all times during usage.
- ◆ Dash Pot – non-adjustable, to minimize closing line shock.
- ◆ Right Angle Design – provides larger lever area for better grip and easier control; permits nozzle to fit into awkward spaces close to walls and into corners.
- ◆ Drag Lugs – protect the nozzle when dragged across rough surfaces; adds to long life with rough usage.
- ◆ Easily Replaced Spout – the spout is simply threaded into the body. Replacement spouts are readily available from OPW.
- ◆ NPT Female Threads at Inlet End – standard pipe threads accept all standard 11/4" and 11/2" male connections.

### Design working pressure

- ◆ 50 psi (3.45 bar) maximum pressure

## OPW 210 High-Flow Manual Nozzles

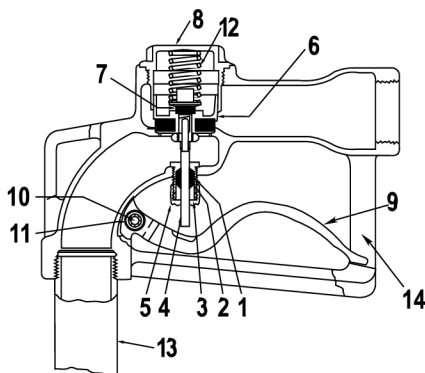
For High-Flow, Bulk Fuel Oil Delivery Service



## Replacement Parts

Key	Part #	Description
1	H00195RB	Stuffing Box
2	C04495M	Packing
3	H07012M	Packing Gland
4	H05719RE	Stem*
5	H00113RA	Packing Nut
6	H01841	Lower Disc S/A*
7	190K-0001	Upper Poppet
8	H01461AH	Cap
9	H00999M	Lever
10	H08165RE	Pin
11	H08163M	Push Nut (2 required)
12	H00136M	Spring
13	297-9020	Spout (optional) - 11/4" aluminum
13	297-9030	Spout (optional) - 11/2" aluminum
13	296-0040	Spout (optional) - 11/4" brass
13	296-0060	Spout (optional) - 11/2" brass
14	C04698M	Rack
14	H14105M	Screw

\* Replacement part for nozzles built after 04/1998. Part is unavailable for nozzles built before this date.



## Ordering Specifications

Product #	in.	mm	lbs.	kg
210-0104	11/4"	32	3.95	1.8
210-0105	11/2"	38	4.40	2.0